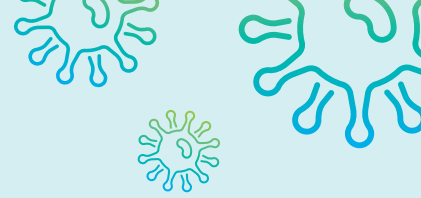


Keep safe during COVID-19

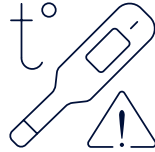


1 DIGITAL APPOINTMENT



All patients should be screened by video link or telephone, prior to attending their appointment. Where this is not possible, a questionnaire form should be completed before seating in the waiting room.

2 TAKING TEMPERATURE



Instruct patients to take their temperature before coming to your office. Encourage these patients to reach out to their medical doctor for evaluation and management.

3 ON TIME ARRIVALS



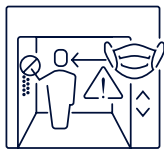
Instruct patients to arrive on time for appointments, not early, to minimize waiting in the practice and to limit the number of people present at any given time.

4 ACCOMPANYING ADULTS



If you are accompanying an adult patient, you should leave the practice and collect the patients at the end of their treatment in front of the dental office.

5 ELEVATOR BEHAVIOR



Where use of an elevator is necessary, face masks should be correctly worn and direct contact with buttons and other objects should be avoided.

6 HAND SANITIZER



There should be a prominent sign directing the patient to use a hand sanitizer from a non-touch dispenser stand and to vigorously rub their hands for 20 seconds.

7 HAND HYGIENE



Taking care of the correct hand hygiene for your patients and team.
*Please find below a link to an example for a print ready PDF.

8 HANDLING DATA



All Information and data is handled in accordance to data protection.

9 PHYSICAL CONTACT



Wherever possible, reduce physical contact to a minimum (e.g. digital reader for health insurance card, contactless payments).

10 FACEMASKS



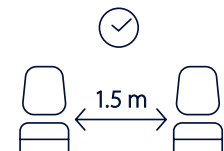
Reception staff should wear facemasks.

11 BARRIER



Ensure a barrier between your reception staff and your patients.

12 SAFETY DISTANCE



Ensure safe distancing in the waiting room by removing some chairs and have a minimum of 1.5 meters between each chair.

13 MAGAZINES AND TOYS



Magazines and toys should be removed from the waiting room.

14 STERILE SURFACES



It is crucial to keep all surfaces clean and disinfected. Common cleaning agents that have been proven effective:

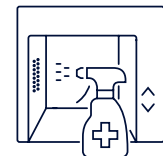
- 0.1% sodium hypochlorite,
- 0.5% hydrogen peroxide
- 62-71% ethanol (2)

15 STERILE AREAS



Public areas and equipment should be cleaned and disinfected frequently, including door handles, chairs, and desks.

16 ELEVATOR CLEANING



If an elevator is present, this should also be disinfected regularly.

* https://www.who.int/gpsc/5may/Hand_Hygiene_Why_How_and_When_Brochure.pdf

• <https://www.bzaek.de/berufsausuebung/sars-cov-2covid-19/faq-coronavirus.html>

• <https://www.docseducation.com/blog/pandemic-and-dentist>

